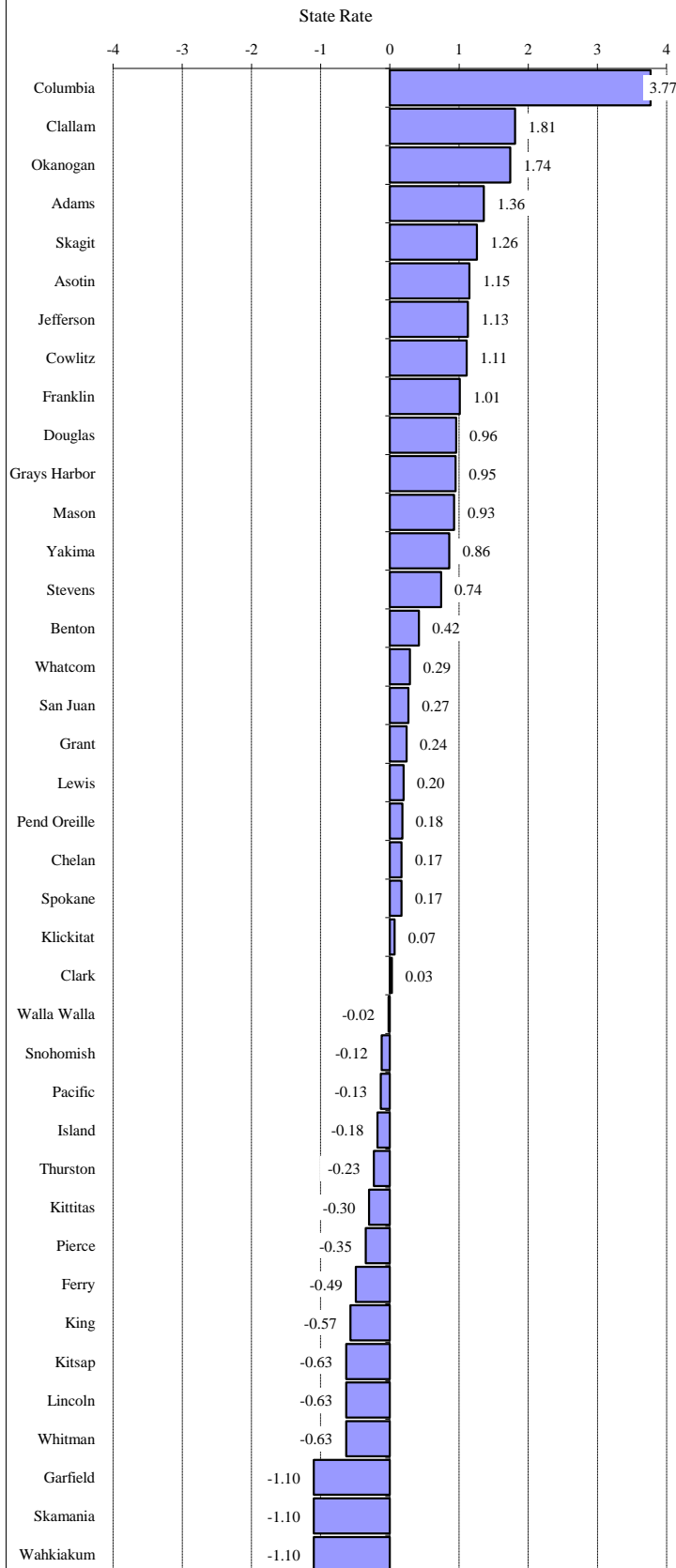


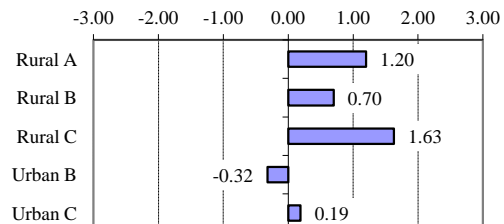
## Arrests (Age 10-14), Alcohol- or Drug-Related




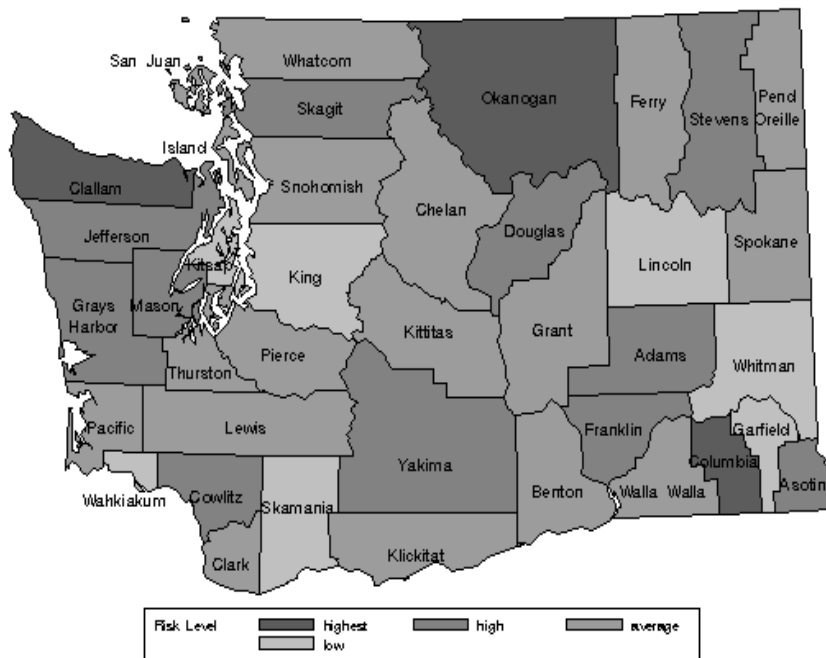
County	5 yr Rate per 1,000 adolescents	Standardized Score	Counties Like Us (CLU)
Adams	5.76	1.36	Rural B
Asotin	5.26	1.15	Rural B
Benton	3.55	0.42	Urban C
Chelan	2.98	0.17	Rural B
Clallam	6.82	1.81	Rural C
Clark	2.63	0.03	Urban C
Columbia	11.41	3.77	Rural B
Cowlitz	5.18	1.11	Rural C
Douglas	4.83	0.96	Rural B
Ferry	1.43	-0.49	Rural A
Franklin	4.94	1.01	Rural A
Garfield	0.00	-1.10	Rural B
Grant	3.14	0.24	Rural A
Grays Harbor	4.79	0.95	Rural C
Island	2.15	-0.18	Rural C
Jefferson	5.22	1.13	Rural C
King	1.24	-0.57	Urban A
Kitsap	1.10	-0.63	Urban C
Kittitas	1.86	-0.30	Rural B
Klickitat	2.73	0.07	Rural A
Lewis	3.03	0.20	Rural C
Lincoln	1.10	-0.63	Rural B
Mason	4.74	0.93	Rural C
Okanogan	6.66	1.74	Rural A
Pacific	2.27	-0.13	Rural C
Pend Oreille	2.99	0.18	Rural A
Pierce	1.76	-0.35	Urban B
San Juan	3.20	0.27	Rural C
Skagit	5.52	1.26	Rural C
Skamania	0.00	-1.10	Rural A
Snohomish	2.30	-0.12	Urban B
Spokane	2.98	0.17	Urban B
Stevens	4.30	0.74	Rural B
Thurston	2.04	-0.23	Urban C
Wahkiakum	0.00	-1.10	Rural C
Walla Walla	2.52	-0.02	Rural B
Whatcom	3.26	0.29	Urban C
Whitman	1.10	-0.63	Rural B
Yakima	4.59	0.86	Urban C

rate is based on the average of the most current five years of data. Compare Urban A (King County) to Urban B values.

### Counties Like Us



# Level of Risk Among Standardized 5-year Rates for



Updated: 10/18/2011

Yearly State Rate

Arrests, 10-14

Adjusted Pop 10-14

	2005	2006	2007	2008	2009	5 yr Average*
Yearly State Rate	2.62	2.64	2.71	2.42	2.45	2.57
Arrests, 10-14	1,060	1,048	1,092	988	961	
Adjusted Pop 10-14	404,224	396,320	403,669	408,083	392,888	

\* This State 5-year value is used in the standardization process. See Technical Notes for an explanation of standardization of CORE indicators.

**Note:** The rate is the annual number of arrests of younger adolescents (age 10-14) for alcohol and drug law violations, per 1,000 adolescents (age 10-14). Alcohol violations include all crimes involving driving under the influence, liquor law violations, and drunkenness. For adolescents, arrests for liquor law violations are usually arrests for minor in possession. Drug law violations include all crimes involving sale, manufacturing, and possession of drugs.

1) Denominators are adjusted by subtracting the population of police agencies that did not report arrests to Uniform Crime Report (UCR). In spite of this population adjustment, when the non-reporting police jurisdiction is where much of the crime occurs, the rate will be lower than it would be if that jurisdiction was included.

2) The DUI portion of this measure is likely understated, because arrests made by the State Patrol are not attributable to counties. State

**State Source:** Washington Association of Sheriffs and Police Chiefs, Uniform Crime Report (UCR), Tables 40 and 50. Population Estimates: Washington State Department of Health